



Juno Road  
Hemel Hempstead, HP2 5ZZ

squire | estates



## Juno Road, Hemel Hempstead

This modern and well-maintained three-bedroom mid-terrace property offers stylish and comfortable living, ideal for families or professionals. The home features a spacious open-plan kitchen and dining area, complete with contemporary fittings and ample space for a dining table. French doors open onto a manageable, medium-sized garden with a patio area perfect for relaxing or entertaining with the added benefit of a rear access gate. On the ground floor, you'll also find a convenient downstairs cloakroom and a large storage cupboard for added practicality.

On the first floor, you'll find three bedrooms. The principle bedroom benefits from an en-suite shower room, while the two further bedrooms are served by a stylish family bathroom, complete with a shower over the bath.

The rear garden provides a lovely outdoor space, with a patio area for relaxation and back gate for easy access. The property also offers two allocated parking spaces, adding convenience and ease to this superb home. As well as having visitors spaces.

This property has an annual maintenance charge of £200 for the carparking spaces, drainage and road upkeep.

This is an ideal property for those seeking a comfortable and contemporary living space in a quiet and desirable location close to local shops and bus services.

The M1 and M25 motorways are a short distance away as is the town centre of Hemel Hempstead and the BR train station which offers a frequent service to London Euston.

Please note we have not tested any apparatus, fixtures, fittings, or services. Interested parties must undertake their own investigation into the working order of these items. All measurements are approximate and photographs provided for guidance only.

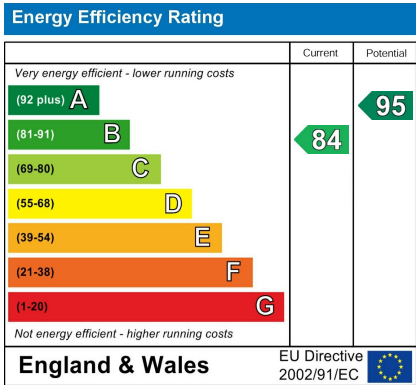


## Features

- Three bedroom house
- Modern open plan living
- Contemporary applianced kitchen
- Well presented throughout
- Neat manageable rear garden
- En suite to master bedroom
- Two allocated parking spaces
- Cloakroom
- Close to local schools and shops
- Near to M1 and M25

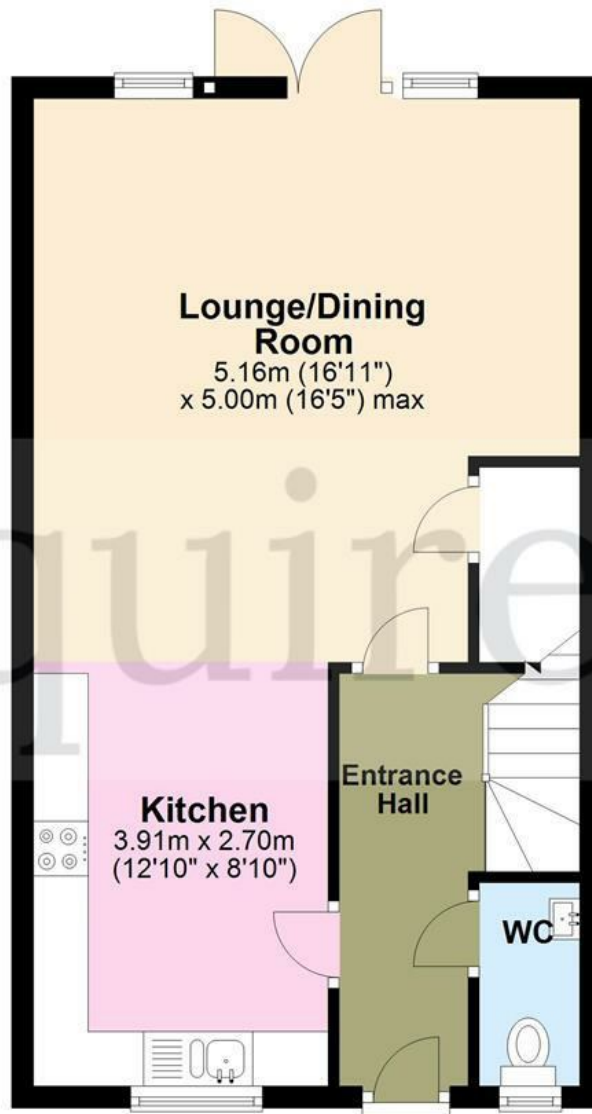
## To Book a Viewing

Please contact Squire Estates on 01442 233533.



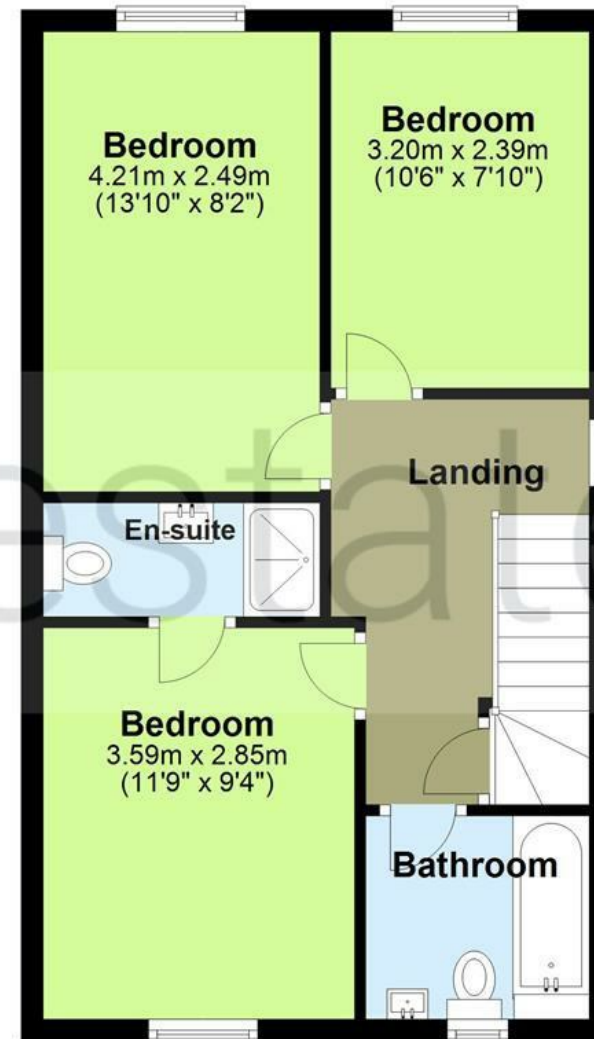
## Ground Floor

Approx. 45.2 sq. metres (486.9 sq. feet)



## First Floor

Approx. 45.0 sq. metres (483.9 sq. feet)



Total area: approx. 90.2 sq. metres (970.8 sq. feet)

The Floor Plan is not to Scale and measurements and areas shown are approximate and therefore should be used for illustrative purposes only. The plan has been prepared with due diligence and whilst we have confidence in the information produced it should not be relied upon.

Maximum lengths and widths are represented on the plan. If there are any aspects of particular importance, you should carry out or commission your own inspection of the property. Copyright © SKMSTUDIO

Plan produced using PlanUp.□





67 Marlowes, Hemel Hempstead, Hertfordshire, HP1 1LE  
01442 233533 | [www.squirestates.co.uk](http://www.squirestates.co.uk)